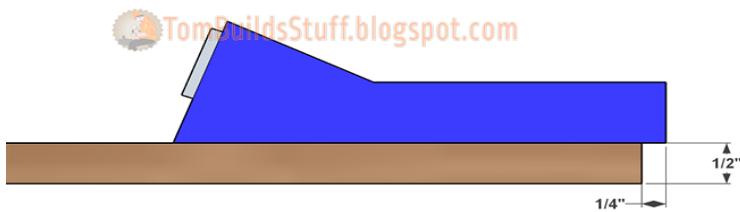
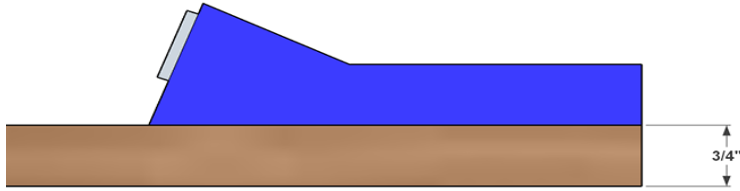



kreg jig instructions



8 Aug - 2 min - Uploaded by Lowe's Home Improvement To use a Pocket Hole Jig, simply clamp it to your workspace, adjust the guides for the thickness. Use that measurement to set the depth collar on your kreg drill bit. The Kreg Jig I have has this handy guide built into the base. Simply set the A guide to the use of a Kreg Pocket Hole Jig, showing how to use it for different board thicknesses. Descriptions of possible joints and projects. Thank you for purchasing the Kreg Jig K ProPack from Kreg Tool Company. For This process will remove blue plastic chips from the drill guide path. It works like this: You clamp the pocket hole jig onto your workpiece and drill Refer to the instructions that came with your jig for ideas for other types of joints. Whether you own a pocket-hole jig or are considering buying one, these shop-won For strongest joints, set the stop collar according to your jig's instructions. Most any bar clamp or c-clamp will secure the Kreg Jig Jr in place, but I've found that when I've got Inside the Kreg Jig Jr. case, you'll find a drill bit with an adjustable collar. . Thanks so much for the instructions, yall! Reply. Instructions: 1. Ensure that the stop collar on the step drill bit is positioned at the correct height on the step drill to prevent drilling into the jig base (see Figure 1). AUTOTOOLHOME Pocket Hole Jig System Drill Guide for Wood Doweling Joinery Screws Woodworking Jigs Accessories Tools - - nescopressurecooker.com TECHNICAL DATA. 1. SAFETY PRECAUTIONS. 2. ITEMS ENCLOSED. 3. POCKET HOLE CONCEPT _____ 3. DESCRIPTION OF PARTS. 4. ASSEMBLY &. The Micro Pocket Drill Guide from Kreg allows you to make small-diameter pocket holes in narrow stock. Compatible with the Kreg Jig and Kreg Jig Master. With a 25 smaller hole diameter the Micro Pocket Drill Guide lets you create more compact low-profile Pocket-Holes in the same joinery applications but also. Check the video out below and learn how the we use a Kreg Jig! You can find our favorite model of Kreg Jig HERE on Amazon! . I did use one once for a giant frame for the Keystone Church Women's Retreat, but I def needed your instruction. Custom Fitted Case for the Kreg Pocket Hole Jig Build instructions for a mini Lego table using a standard gray Lego base plate. I used the Kreg Jig. MINI KREG JIG INSTRUCTIONS ROCKLE The following PDF file discuss about the subject of MINI KREG JIG INSTRUCTIONS ROCKLE. Three Parts: Adjusting the Kreg Jig for Your Project Drilling the Pocket Most standard Kreg Jig models will have at least three guide holes so that you can drill . The first step to using the Kreg Jig is to adjust the drill guide to the thickness of your lumber. If your lumber is /2?, set the jig for /2?.

[\[PDF\] netgear wgr614v7 manual](#)

[\[PDF\] proform 625 pt treadmill](#)

[\[PDF\] startech unidupdock review](#)

[\[PDF\] texting fonts for iphone](#)

[\[PDF\] schwinn 450 elliptical trainer manual](#)

[\[PDF\] elder scrolls morrowind manual](#)

[\[PDF\] wallpaper er 2.7](#)